


**Model 73071**

SMA Right-Angle Plug to SMA Bulkhead Jack, RG142B/U, RG316/U



*Model 73071-X*  
SMA Right-Angle Plug to SMA Bulkhead Jack,  
RG142B/U



*Model 73071-BB*  
SMA Right-Angle Plug to SMA Bulkhead Jack,  
RG316/U

## Small size, and durability for confident connections

### Features

- DC - 3GHz bandwidth.
- Connectors are precision machined and gold-plated for low loss.
- Perfect for applications where space, weight, performance and ease of connections are required.

### Materials

SMA Male Connectors:

Center Contact: Brass, Gold Plated  
Connector Body: Brass, Gold Plated  
Crimp Ferrule: Copper, Nickel Plated  
Insulators: PTFE

SMA Bulkhead Female Connectors:

Center Contact: Beryllium Copper, Gold Plated  
Connector Body: Brass, Gold Plated  
Crimp Ferrule: Copper, Nickel Plated  
Insulators: PTFE

### Specifications

Cable Type	RG142B/U	RG316/U
Impedance	50Ω	50Ω
Frequency Range	DC - 4GHz	DC - 4GHz
Capacitance per 1ft (0.305m)	29.0 pF	29.0 pF
Insulation Resistance	≥ 1000 MΩ	≥ 1000 MΩ
Insulator Withstand	750V	750V
Temperature Range	-65° C to +165°C (-85°F to +329°F)	-65° C to +165°C (-85°F to +329°F)
Jacket	FEP	FEP
Cable O.D. (inches)	0.195" (4.95mm)	0.098" (2.5mm)
Center Conductor (mm)	.95 solid silver coated copper covered steel	7 x .18 silver coated copper covered steel

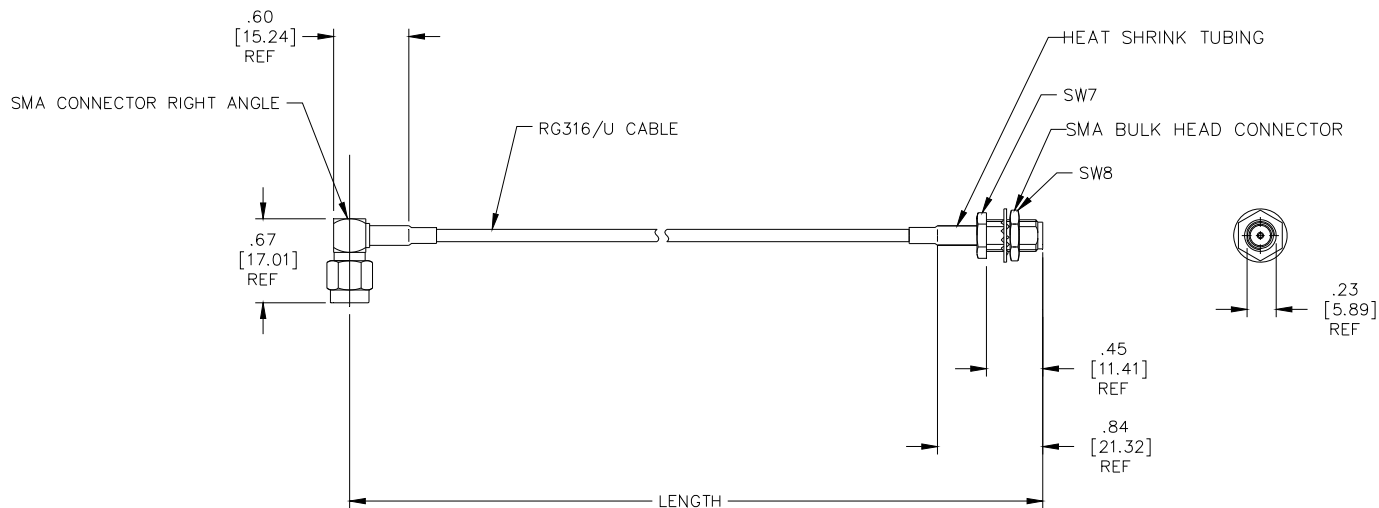
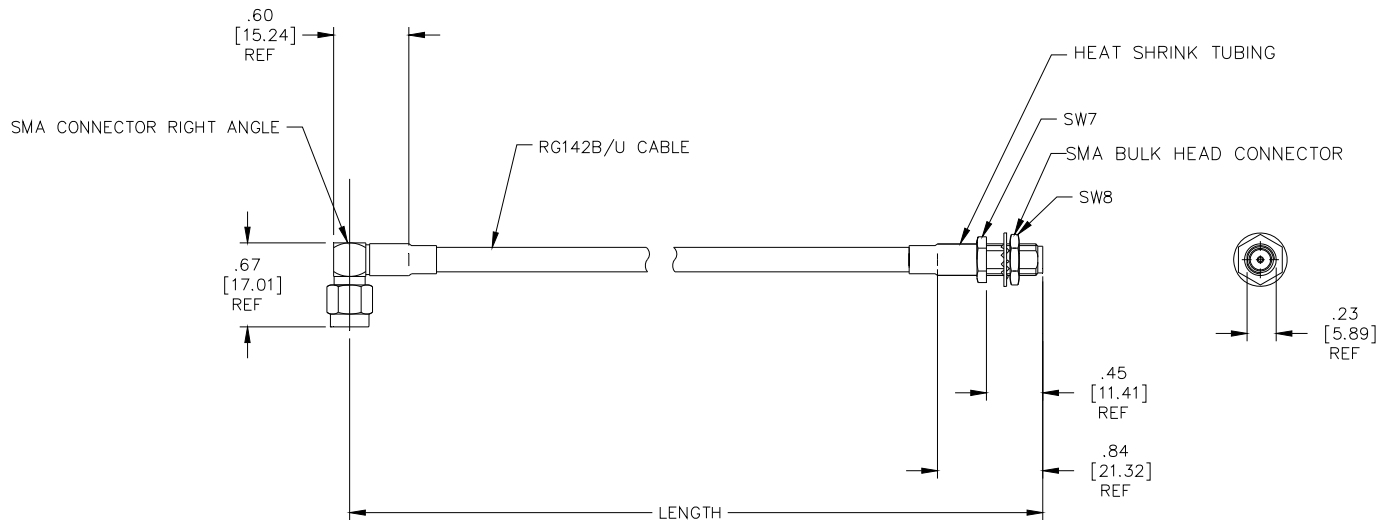


PEWA  
Messtechnik GmbH  
Weidenweg 21  
58239 Schwerte  
Tel.: 02304-96109-0  
Fax: 02304-96109-98  
E-Mail: info@pewa.de  
Homepage: www.pewa.de

All dimensions are in inches. Tolerances (except noted): .xx = ±.02" (.51 mm), .xxx = ± .005" (.127 mm). All specifications are to the latest revisions. Specifications are subject to change without notice. Registered trademarks are the property of their respective companies.

**Model 73071**

**SMA Right-Angle Plug to SMA Bulkhead Jack, RG142B/U, RG316/U**



**Ordering Information**

Model: **73071**

Cable Designators: **X** = RG142B/U, **BB** = RG316/U

Standard Lengths: **12", 24", 36", 48", 60"**

- 12" ± .157" (305mm ± 4mm)
- 24" ± .275" (610mm ± 7mm)
- 36" ± .394" (914mm ± 10mm)
- 48" ± .512" (1219mm ± 13mm)
- 60" ± .630" (1524mm ± 16mm)

Ordering Example: **73071-X-48**, Cable is RG142B/U with length of 48" (1219mm)

All dimensions are in inches. Tolerances (except noted): .xx = ±.02" (.51 mm), .xxx = ± .005" (.127 mm). All specifications are to the latest revisions. Specifications are subject to change without notice. Registered trademarks are the property of their respective companies.